

केंद्रीय विद्यालय ओ.ई.एफ. कानपुर

KENDRIYA VIDYALAYA OEF KANPUR

RESULT ANALYSIS (PRIMARY SECTION)

ACADEMIC YEAR - 2018- 19

CLASS	SECTION	ENROLLED	APPEARED	PASS	PASS %
I	A	40	40	40	100%
I	B	43	43	43	100%
I	C	40	40	40	100%
	TOTAL	123	123	123	100%
II	A	41	41	41	100%
II	B	41	41	41	100%
II	C	41	41	41	100%
	TOTAL	123	123	123	100%
III	A	40	40	40	100%
III	B	38	38	38	100%
III	C	40	40	40	100%
	TOTAL	118	118	118	100%
IV	A	41	41	41	100%
IV	B	40	40	40	100%
IV	C	40	40	40	100%
	TOTAL	121	121	121	100%
V	A	40	40	40	100%
V	B	40	40	40	100%
V	C	40	40	40	100%
	TOTAL	120	120	120	100%
GRAND	TOTAL	605	605	605	100%

RESULT ANALYSIS 2018-19

(After Supplementary)

SL. NO	CLASS	SEC	STUDENTS ENROLLED	APPEARED	PASSED	PASS %	DETAINED
1	VI	A	40	40	40	100.0%	0
2	VI	B	38	38	38	100.0%	0
3	VI	C	38	38	38	100.0%	0
	TOTAL		116	116	116	100.0%	0

4	VII	A	37	37	37	100.0%	0
5	VII	B	39	39	39	100.0%	0
6	VII	C	41	41	41	100.0%	0
TOTAL			117	117	117	100.0%	0
7	VIII	A	41	41	41	100.0%	0
8	VIII	B	41	41	41	100.0%	0
9	VIII	C	40	40	40	100.0%	0
TOTAL			122	122	122	100.0%	0
10	IX	A	49	49	34	69.4%	15
11	IX	B	45	45	33	73.3%	12
12	IX	C	46	46	34	73.9%	12
TOTAL			140	140	101	72.1%	39
13	XI	A	37	37	33	89.2%	4
14	XI	B	43	43	35	81.4%	8
TOTAL			80	80	68	85.0%	12
G. TOTAL			575	575	524	91.1%	51

RESULT ANALYSIS –AISSE (X) 2018-19




APPEARED			PASSED			FAIL			COMP			PASS %			PI			MEAN
B	G	T	B	G	T	B	G	T	B	G	T	B	G	T	B	G	T	
60	36	96	60	36	96	0	0	0	0	0	0	100	100	100	60.88	63.88	61.93	438.66

GRADES	A1	A2	B1	B2	C1	C2	D1	D2	E
B	25	44	46	54	52	50	20	9	0
G	24	30	24	28	30	30	7	7	0
TOTAL	49	74	70	82	82	80	27	16	0

RANGE	33-44.9	45-59.9	60-74.9	75-89.9	90-100
BOYS	0	10	21	24	5
GIRLS	1	3	17	11	4
TOTAL	1	13	38	35	9

CO DE	SUBJECT	APPEAR ED	PASS ED	PASS %	A 1	A 2	B 1	B 2	C 1	C 2	D 1	D 2	E	0 - 33.33	33.33 - 44.44	44.44 - 55.55	55.55 - 66.66	66.66 - 77.77	77.77 - 88.88	88.88 - 99.99	NX W	PI	MEAN
101	FUNCTIONAL ENGLISH	96	96	100	4	13	10	11	22	22	11	33	00	00	11	55	33	44	11	417	54.3	75.97	
2	HINDI ELECTIVE	96	96	100	17	15	20	17	11	12	11	33	00	00	00	44	20	50	22	531	69.14	80.59	
41	MATHEMATICS	96	96	100	63	13	17	20	18	17	33	22	00	00	88	32	23	22	11	472	61.46	65.86	
87	SOCIAL SCIENCE	96	96	100	62	12	12	19	13	19	10	55	00	00	55	21	24	28	18	433	56.38	71.57	
402	INFO TECHNOLOGY	96	96	100	36	65	15	14	13	17	17	11	00	00	00	12	41	34	99	374	48.7	73.27	
86	SCIENCE	96	95	98.96	16	21	11	15	18	10	22	22	11	11	44	25	20	29	17	524	68.23	71.39	

LIST OF STUDENTS SECURED 90% AND ABOVE MARKS IN AGGREGATE

SR. NO	ROLL NO.	STUDENT NAME	FATHER'S NAME	BOY/GIRL	MARKS OBTAINED	PASS %	CONTACT NO.	PHOTO
1	5122913	KAUSHIKI PANDEY	RAJESH KUMAR PANDEY	GIRL	470/500	94	9450129913	
2	5122850	SADIYA	UMAIR AHMAD SIDDIQUI	GIRL	464/500	92.8	9873197616	
3	5122842	NEELAM AGNIHOTRI	MAHENDRA KUMAR AGNIHOTRI	GIRL	462/500	92.4	8543931760	

RESULT ANALYSIS – CLASS XII AISSCE 2018-19

TOTAL APPEARED			TOTAL PASSED			PASS %			PI		
BOYS	GIRLS	TOTAL	BOYS	GIRLS	TOTAL	BOYS	GIRLS	TOTAL	BOYS	GIRLS	TOTAL
45	23	68	45	22	67	100	95.65	98.53	67.33	61.63	65.40

GRADES	A1	A2	B1	B2	C1	C2	D1	D2	E
BOYS	52	30	27	41	28	25	10	12	00
GIRLS	09	17	22	40	25	09	05	07	01
TOTAL	61	47	49	61	53	34	15	19	01





RANGE	33-44.9	45-59.9	60-74.9	75-89.9	90-100
BOYS	0	2	20	16	7

GIRLS	0	0	12	10	0
TOTAL	0	2	32	26	7

SUBJECT WISE ANALYSIS

CODE	SUBJECT	APPEARED	PASSED	%	A1	A2	B1	B2	C1	C2	D1	D2	E	0-33	33-44	45-59	60-74	75-89	90-100	NXW	PI
301	ENGLISH CORE	67	67	100	23	9	8	13	6	4	3	1	0	0	0	5	9	30	23	403	75.19
83	COMPUTER SCIENCE	44	44	100	11	5	7	9	8	3	0	1	0	0	0	1	3	21	19	252	71.59
41	MATHEMATICS	49	49	100	10	6	9	10	7	3	2	2	0	0	4	9	15	8	13	269	68.62
42	PHYSICS	67	67	100	4	12	6	12	15	11	4	3	0	0	0	10	36	17	4	316	58.96
44	BIOLOGY	18	18	100	1	2	2	1	3	4	2	3	0	0	0	5	7	3	3	70	48.61
302	HINDI CORE	23	23	100	1	2	8	7	3	2	0	0	0	0	0	0	1	19	3	123	66.85
48	PHYSICAL EDUCATION	67	66	98.51	2	6	10	10	8	11	13	6	0	0	1	16	26	22	2	265	49.44
43	CHEMISTRY	67	65	97.01	11	11	9	9	9	7	4	5	0	0	2	9	26	18	12	334	62.31

OVERALL TOPPERS LIST

SR. NO	ROLL NO.	STUDENT NAME	FATHER'S NAME	BOY/ GIRL	MARKS OBTAINED / M.M.	PASS %	CONTACT NO.	PHOTO
1	5691156	PRAKHAR TANDON	VISHAL TONDON	BOY	474/500	94.8	9044597953	
2	5691161	GAURANSH AGRAWAL	SANJAY AGRAWAL	BOY	470/500	94	9335041451	
3	5691171	AKASH GUPTA	VIJAY KUMAR GUPTA	BOY	470/500	94	9838946335	
4	5691163	AMAN KUMAR SRIVASTAV	LT ARVIND SRIVASTAVA	BOY	467/500	93.4	9453775224	

NOTE – Commerce and Humanities stream not available

**(RAJ GURU SINGH)
PRINCIPAL**